

1-2158100-3 ✓ ACTIVE

SCHRACK | SCHRACK Power PCB Relay RZ

TE Internal #: 1-2158100-3

Power Relays, Standard, Monostable, DC, 530 mW Coil Power

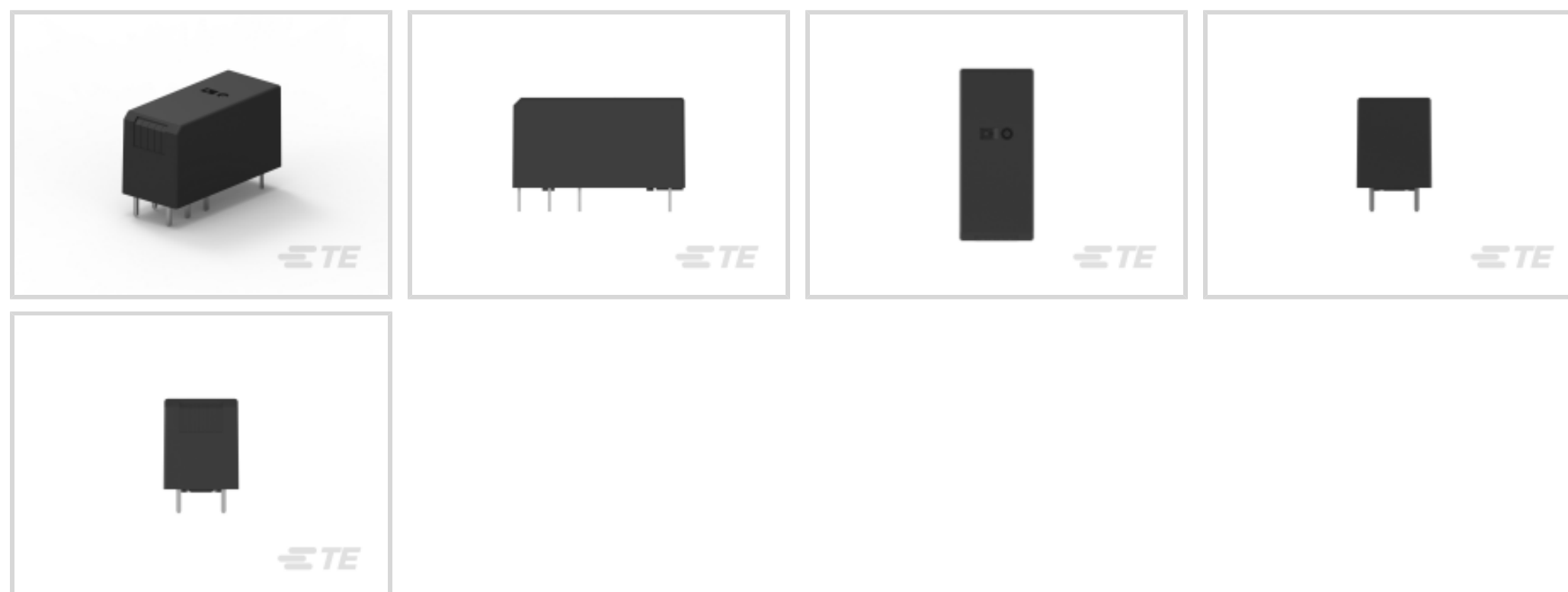
Rating DC, 47  $\Omega$  Coil Resistance, UL Coil Insulation Class F,

SCHRACK Power PCB Relay RZ

[View on TE.com >](#)



Relays, Contactors & Switches > Relays > Power Relays



Power Relay Type: **Standard**

Coil Magnetic System: **Monostable, DC**

Coil Power Rating Class: **500 – 600 mW**

Coil Power Rating DC: **530 mW**

Coil Resistance: **47  $\Omega$**

## Features

### Product Type Features

Power Relay Type	Standard
------------------	----------

### Configuration Features

Output Switching	Random
------------------	--------

### Electrical Characteristics

Insulation Initial Dielectric Between Coil & Contact Class	4000 V
Input Voltage Typical	5 VDC
Actuating System	DC
Insulation Initial Dielectric Between Open Contacts	1000 Vrms
Contact Limiting Short-Time Current	30 A
Coil Power Rating	.53 W
Insulation Creepage Class	8 mm
Contact Limiting Making Current	16 A
Insulation Creepage Between Contact & Coil	10 mm [.394 in]
Contact Limiting Continuous Current	16 A



Insulation Initial Dielectric Between Contacts & Coil	5000 Vrms
Contact Limiting Breaking Current	16 A
Coil Current	.011 A
Coil Magnetic System	Monostable, DC
Coil Power Rating Class	500 – 600 mW
Coil Power Rating DC	530 mW
Coil Resistance	47 $\Omega$
Coil Special Features	UL Coil Insulation Class F
Coil Voltage Rating	5 VDC
Contact Switching Load (Min)	100mA @ 12V
Contact Switching Voltage (Max)	300 VDC
Contact Voltage Rating	300 VDC

#### Body Features

Insulation Special Features	Tracking Index of Relay Base PTI250
Product Weight	10 g[.353 oz]

#### Contact Features

Contact Arrangement	1 Form A (NO)
Contact Current Class	10 – 20 A, 16 A
Contact Current Rating (Max)	16 A
Contact Material	AgNi90/10
Contact Number of Poles	1
Relay Terminal Type	PCB-THT

#### Termination Features

Relay Termination Type	Printed Circuit Terminals
------------------------	---------------------------

#### Mechanical Attachment

Relay Mounting Type	Printed Circuit Board
---------------------	-----------------------

#### Dimensions

Length Class (Mechanical)	25 – 30 mm
Base Dimensions	29 x 12.7 mm
Height Class (Mechanical)	15 – 16 mm
Insulation Clearance Between Contact & Coil	10 mm[.394 in]
Dimensions (L x W x H) (Approximate)	29 x 12.7 x 15.7 mm



Insulation Clearance Class	8 mm
Width Class (Mechanical)	12 – 16 mm
Product Width	12.7 mm[.5 in]
Product Length	29 mm[1.142 in]
Product Height	15.7 mm[.618 in]

### Usage Conditions

Environmental Ambient Temperature (Max)	70 °C[158 °F]
Environmental Ambient Temperature Class	50 – 70 °C

### Packaging Features

Packaging Method	Box & Tube
------------------	------------

### Product Compliance

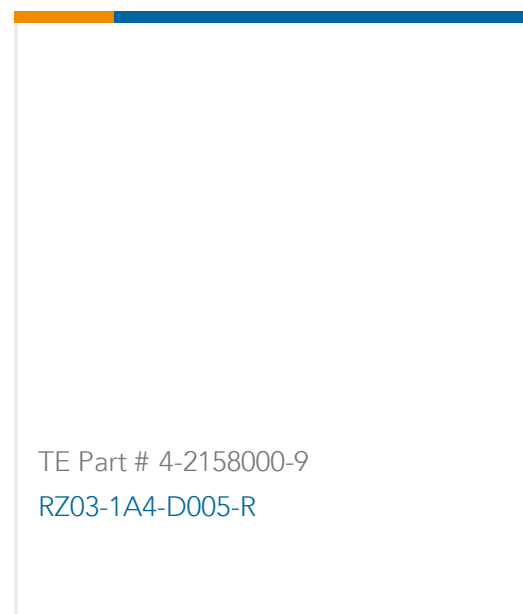
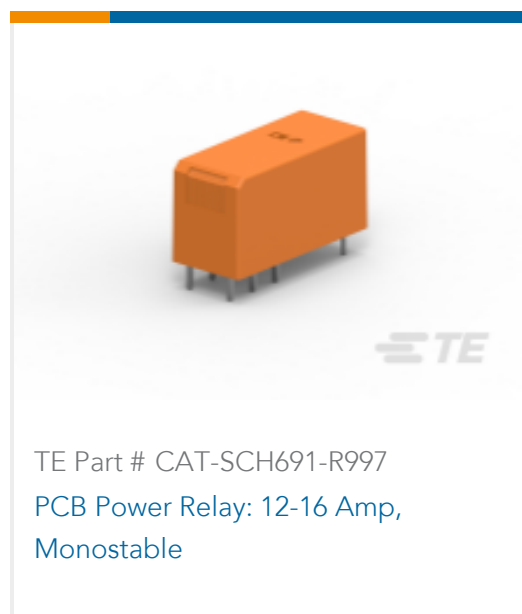
[For compliance documentation, visit the product page on TE.com>](#)

EU RoHS Directive 2011/65/EU	Compliant
EU ELV Directive 2000/53/EC	Compliant
China RoHS 2 Directive MIIT Order No 32, 2016	No Restricted Materials Above Threshold
EU REACH Regulation (EC) No. 1907/2006	Current ECHA Candidate List: JUNE 2022 (224) Candidate List Declared Against: JUNE 2022 (224) Does not contain REACH SVHC
Halogen Content	Not Low Halogen - contains Br or Cl > 900 ppm.
Solder Process Capability	Not reviewed for solder process capability


#### Product Compliance Disclaimer

This information is provided based on reasonable inquiry of our suppliers and represents our current actual knowledge based on the information they provided. This information is subject to change. The part numbers that TE has identified as EU RoHS compliant have a maximum concentration of 0.1% by weight in homogenous materials for lead, hexavalent chromium, mercury, PBB, PBDE, DBP, BBP, DEHP, DIBP, and 0.01% for cadmium, or qualify for an exemption to these limits as defined in the Annexes of Directive 2011/65/EU (RoHS2). Finished electrical and electronic equipment products will be CE marked as required by Directive 2011/65/EU. Components may not be CE marked. Additionally, the part numbers that TE has identified as EU ELV compliant have a maximum concentration of 0.1% by weight in homogenous materials for lead, hexavalent chromium, and mercury, and 0.01% for cadmium, or qualify for an exemption to these limits as defined in the Annexes of Directive 2000/53/EC (ELV). Regarding the REACH Regulation, the information TE provides on SVHC in articles for this part number is based on the latest European Chemicals Agency (ECHA) 'Guidance on requirements for substances in articles' posted at this URL: <https://echa.europa.eu/guidance-documents/guidance-on-reach>

### Compatible Parts



## Also in the Series | SCHRACK Power PCB Relay RZ



### Documents

#### CAD Files

Customer View Model

[ENG\\_CVM\\_CVM\\_1-2158100-3\\_B.3d\\_igs.zip](#)

English

Customer View Model

[ENG\\_CVM\\_CVM\\_1-2158100-3\\_B.3d\\_stp.zip](#)

English

Customer View Model

[ENG\\_CVM\\_CVM\\_1-2158100-3\\_B.2d\\_dxf.zip](#)

English

#### 3D PDF

3D

By downloading the CAD file I accept and agree to the [Terms and Conditions](#) of use.

#### Datasheets & Catalog Pages

[RZL](#)

English

#### Product Specifications

[Definitions, Handling, Processing, Testing and Use of Relays](#)

English